



Nationwide[®]
is on your side

Be prepared for health care costs

A personalized estimate of retirement health care costs to help you plan for the future

Personalized Health Care Cost Assessment

Includes Medicare, out-of-pocket, and long-term care expense estimates

Designed for Jim Smith and Linda Smith

Wednesday, January 2, 2019

Prepared by Sample Producer

***** , XX 99999

(999) 999-9999

The information collected on the Personalized Health Care Cost Assessment will be kept confidential and used to provide an estimate of a client's potential health care costs in retirement. The estimate is based on a client's specific financial situation and goals, as well as their current overall health condition. The client's financial situation and health conditions may change over time and this may affect their future changes. Please keep in mind that the estimates resulting from this fact finder are for hypothetical purposes only and are not guaranteed.

This material is not a recommendation to buy, sell, hold, or rollover any asset, adopt an investment strategy, retain a specific investment manager or use a particular account type. It does not take into account the specific investment objectives, tax and financial condition or particular needs of any specific person. Investors should work with their financial professional to discuss their specific situation.

- Not a deposit • Not FDIC or NCUSIF insured • Not guaranteed by the institution
- Not insured by any federal government agency • May lose value

Important Information about This Report

Scope of this Report: This report provides a general guideline to help you fund your retirement health care expenses. This report is provided for educational purposes only and you should not rely on it as the primary basis for your insurance, investment, financial, retirement or tax planning decisions.

The following are specific assumptions used in this report:

- No serious health changes.
- Amounts for under age 65 assume 100% member responsibility for private health insurance premiums and other associated medical costs unless otherwise indicated. Amounts for age 65 and older assume coverage by Medicare Part A and include insurance premiums for Medicare Parts B, D, and supplemental insurance, plus additional associated medical costs.
- During retirement, individuals less than age 65 are responsible for paying 100% of health care expenses.
- Health care costs and life expectancy are estimated based on the single most serious health condition provided.

Health care costs exclude coverage for dental, hearing, and vision services

Limitation of this Report: The algorithms used in developing the Personalized Health Care Cost Assessment evaluate an individual's health and create health and financial assumptions for future health and health care needs. The report considers national health standards, health care costs, medical coverage, health care inflation rates, progress in certain areas of medical research, and actuarial data including medical and pharmacy cost models. The estimated average annual out-of-pocket medical expenses were developed in part using typical Commercial Preferred Provider Plans ("PPO") and Medicare plan designs (including pharmacy) for males and females. Neither Nationwide, its affiliates, agents, or representatives have verified or confirmed the accuracy of these guidelines, assumptions or estimated costs. Annual costs are future values as of the year of attained age. Average Annual Costs are the average annual future costs for the stated 5-year period. These are estimated costs, they are hypothetical in nature, and are not guaranteed. Your actual medical costs will likely vary (sometimes significantly) from the estimates in this report. Your current and future decisions and actions should not depend on, or be based solely on, the results generated by this report. It is important that you periodically monitor their retirement income and expense strategy throughout retirement.

The Personalized Health Care Cost Assessment is dependent upon the quality and accuracy of the data furnished by you or unaffiliated third parties, including information about your health status as well as certain assumptions as to future inflation rates and future health care costs.

The accuracy or applicability of the tool's results to your circumstances is not guaranteed. We encourage you to talk to an investment professional about your situation. This tool is not an offer, representation or warranty by Nationwide® or any of its affiliated companies and does not describe any specific products or services they offer. We are not responsible for the consequences of any decisions or actions taken in reliance upon or as a result of the information provided by this tool. Costs of investing have not been taken into consideration. Withdrawals from qualified plans that are taken prior to age 59½ may be subject to a 10% penalty tax.

Federal income tax laws are complex and subject to change. The information in this brochure is based on current interpretations of the law and is not guaranteed. Neither Nationwide nor its representatives give financial, legal or tax advice. Please consult your attorney or tax advisor for answers to specific questions.

Nationwide Investment Services Corporation (NISC), member FINRA, Columbus, OH. Nationwide Retirement Institute is a division of NISC.

Nationwide, the Nationwide N and Eagle, Nationwide is on your side and Nationwide Retirement Institute are service marks of Nationwide Mutual Insurance Company. ©2019 Nationwide

This material should be regarded as educational information on health care only and is not intended to provide specific health care advice. If you have questions regarding your particular situation, please contact your health care, legal or tax advisors. While Financial Advisors may discuss health care costs as part of a client's retirement plan, Financial Advisors may not provide specific advice on health care coverage options.

The High Cost of Health Care

Your health is always important, but did you realize the cost of your health care may be one of your greatest expenses in retirement? Based on your responses to the fact finder, this report provides your estimated annual health care expenses throughout your retirement. These estimated health care costs, calculations and the output in this document are jointly produced by teams of professionals which include physicians and actuaries. Key report components include:

Medical Insurance Premiums — For retirement ages 65 and older, these costs consist of Medicare premiums associated with hospitals, doctors and tests, a prescription drug plan, and a Medicare supplement insurance policy. For retirement ages under 65, this is the cost of private health insurance purchased on an individual basis.

Additional Costs — These costs consist of medical-related expenses besides premiums, such as deductibles, co-payments, and co-insurance associated with hospitalization, doctors and tests, and prescription drugs.

Long-term care — This includes expenses associated with the category of health care services required by individuals who have been certified as chronically ill due to the inability to fully execute activities of daily living or suffering from cognitive impairment; it can be provided by a variety of agencies in outpatient settings as well as on an inpatient basis.

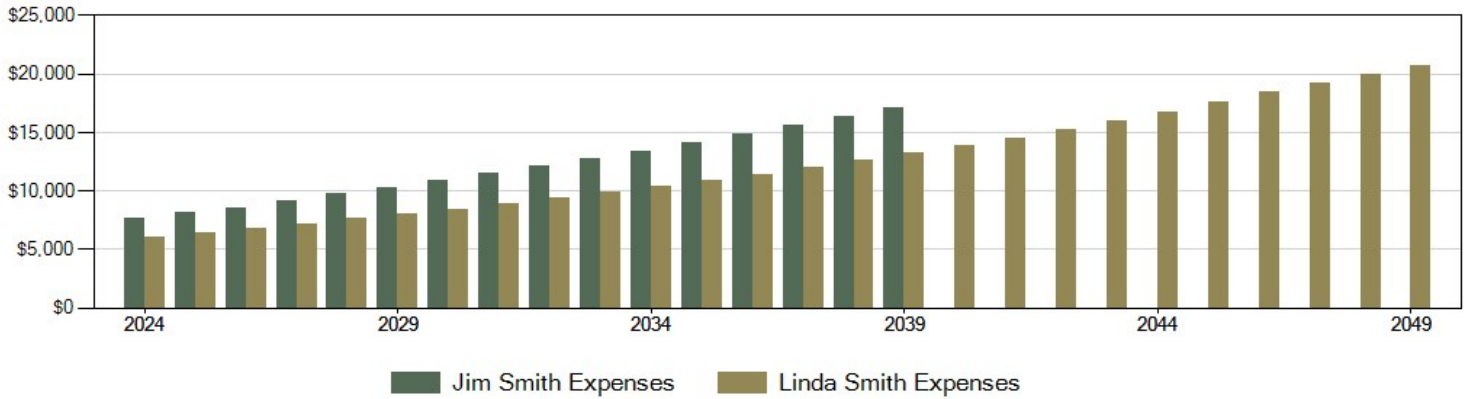
Client Facts

	Jim Smith	Linda Smith
Age/Gender:	Male, Age 60	Female, Age 60
Retirement Age:	65	65
Life Expectancy:	80	90
State:	OH	OH
Income Level:	Married Filing Jointly — \$170,000 or less	
Medicare Coverage:	Includes Medicare, out-of-pocket, and long-term care expense estimates	
Need to purchase private health insurance prior to 65:	No	No
Current Health		
High blood pressure:	No	No
High cholesterol:	No	No
Type 1 diabetes:	No	No
Type 2 diabetes:	Yes	No
Cardiovascular disease:	No	No
Cancer:	No	No
Multiple Sclerosis:	No	No
Lifestyle & health history		
Tobacco user:	No	No
Cardiovascular/Diabetes family history:	No	No
Dependency on cane, walker, or wheelchair:	No	No

Health Care Expenses in Retirement

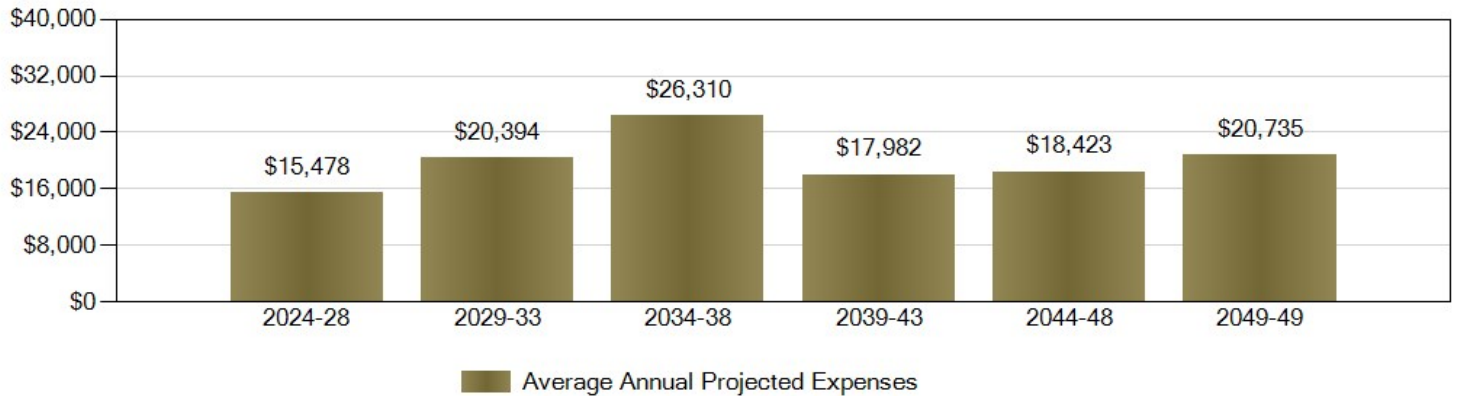
Per Spouse/Partner

The following graph depicts the estimated cost of health care in retirement for *Jim Smith and Linda Smith*.



Average Annual Expenses per 5-Year Period

The following graph shows the *average* estimated annual cost of health care in retirement.



Amounts for under age 65 assume 100% member responsibility for private health insurance premiums and other associated medical costs unless otherwise indicated. Amounts for age 65 and older assume coverage by Medicare Part A and include insurance premiums for Medicare Parts B, D, and supplemental insurance, plus additional associated medical costs.

Annual Expense Detail

Assuming retirement in 2024, your average health care expense from that point on is estimated to be \$14,271 a year. Talk to your financial advisor about an accumulation strategy based on your individual situation to reach this goal.

Based on health care planning options, the following table estimates the annual health care expenses you could incur across two categories: premiums and additional costs.

Year	Jim Smith					Linda Smith					Household Total	Total Without Part B
	Age	Private or Part B Premiums	Part D and Supplemental Premiums	Additional Costs	Total	Age	Private or Part B Premiums	Part D and Supplemental Premiums	Additional Costs	Total		
2024	65	\$2,078	\$2,323	\$3,210	\$7,611	65	\$2,078	\$2,323	\$1,710	\$6,111	\$13,722	\$9,566
2025	66	\$2,190	\$2,485	\$3,478	\$8,153	66	\$2,190	\$2,485	\$1,784	\$6,459	\$14,612	\$10,232
2026	67	\$2,292	\$2,655	\$3,623	\$8,570	67	\$2,292	\$2,655	\$1,858	\$6,805	\$15,375	\$10,791
2027	68	\$2,432	\$2,830	\$3,850	\$9,112	68	\$2,432	\$2,830	\$1,961	\$7,223	\$16,335	\$11,471
2028	69	\$2,530	\$3,015	\$4,188	\$9,733	69	\$2,530	\$3,015	\$2,070	\$7,615	\$17,348	\$12,288
2029	70	\$2,631	\$3,205	\$4,446	\$10,282	70	\$2,631	\$3,205	\$2,186	\$8,022	\$18,304	\$13,042
2030	71	\$2,736	\$3,405	\$4,716	\$10,857	71	\$2,736	\$3,405	\$2,305	\$8,446	\$19,303	\$13,831
2031	72	\$2,846	\$3,613	\$5,003	\$11,462	72	\$2,846	\$3,613	\$2,431	\$8,890	\$20,352	\$14,660
2032	73	\$2,959	\$3,831	\$5,290	\$12,080	73	\$2,959	\$3,831	\$2,565	\$9,355	\$21,435	\$15,517
2033	74	\$3,078	\$4,060	\$5,593	\$12,731	74	\$3,078	\$4,060	\$2,707	\$9,845	\$22,576	\$16,420
2034	75	\$3,201	\$4,295	\$5,905	\$13,401	75	\$3,201	\$4,295	\$2,856	\$10,352	\$23,753	\$17,351
2035	76	\$3,329	\$4,544	\$6,239	\$14,112	76	\$3,329	\$4,544	\$3,010	\$10,883	\$24,995	\$18,337
2036	77	\$3,462	\$4,800	\$6,590	\$14,852	77	\$3,462	\$4,800	\$3,173	\$11,435	\$26,287	\$19,363
2037	78	\$3,601	\$5,061	\$6,918	\$15,580	78	\$3,601	\$5,061	\$3,342	\$12,004	\$27,584	\$20,382
2038	79	\$3,745	\$5,329	\$7,266	\$16,340	79	\$3,745	\$5,329	\$3,515	\$12,589	\$28,929	\$21,439
2039	80	\$3,894	\$5,609	\$7,623	\$17,126	80	\$3,894	\$5,609	\$3,698	\$13,201	\$30,327	\$22,539
2040						81	\$4,050	\$5,903	\$3,887	\$13,840	\$13,840	\$9,790
2041						82	\$4,212	\$6,206	\$4,088	\$14,506	\$14,506	\$10,294
2042						83	\$4,381	\$6,565	\$4,294	\$15,240	\$15,240	\$10,859
2043						84	\$4,556	\$6,938	\$4,505	\$15,999	\$15,999	\$11,443
2044						85	\$4,738	\$7,324	\$4,729	\$16,791	\$16,791	\$12,053
2045						86	\$4,928	\$7,730	\$4,958	\$17,616	\$17,616	\$12,688
2046						87	\$5,125	\$8,150	\$5,200	\$18,475	\$18,475	\$13,350
2047						88	\$5,330	\$8,494	\$5,419	\$19,243	\$19,243	\$13,913
2048						89	\$5,543	\$8,808	\$5,638	\$19,989	\$19,989	\$14,446
2049						90	\$5,765	\$9,107	\$5,863	\$20,735	\$20,735	\$14,970
Total		\$47,004	\$61,060	\$83,938	\$192,002		\$95,632	\$136,285	\$89,752	\$321,669	\$513,671	\$371,035
Average*		\$2,938	\$3,816	\$5,246	\$12,000		\$3,678	\$5,242	\$3,452	\$12,372	\$19,757	\$14,271

*Averages are calculated from columns.

The information presented above is hypothetical. The accuracy or applicability of the tool's results to your circumstances is not guaranteed. We encourage you to talk to an investment professional about your situation. This tool is not an offer, representation or warranty by Nationwide or any of its affiliated companies and does not describe any specific products or services they offer. We are not responsible for the consequences of any decisions or actions taken in reliance upon or as a result of the information provided by this tool.

Long-term Care Expense Detail

The costs estimated in this section are specifically for the purposes of providing funding for long-term care expenses. Long-term care begins after one demonstrates the inability to perform at least 2 out of 6 Activities of Daily Living (ADLs) - or- has cognitive impairment, which includes such conditions as Dementia and Alzheimer's.

Jim Smith

The following shows long-term care summary and cost information for Jim Smith in OH, metro region State Average. Projected amounts are expressed as future dollars.

Should you need long-term care, it is projected to begin around age 77 in 2036.

	Home Health Care	Assisted Living	Nursing Home Care
Monthly Cost Today	\$2,264	\$4,214	\$6,967
Annual Cost Today	\$27,164	\$50,571	\$83,604
Projected Inflation Rate*	2.0%	3.0%	3.5%
Projected Monthly Cost at Claim	\$3,170	\$6,966	\$12,504
Projected Annual Cost at Claim	\$38,036	\$83,587	\$150,042

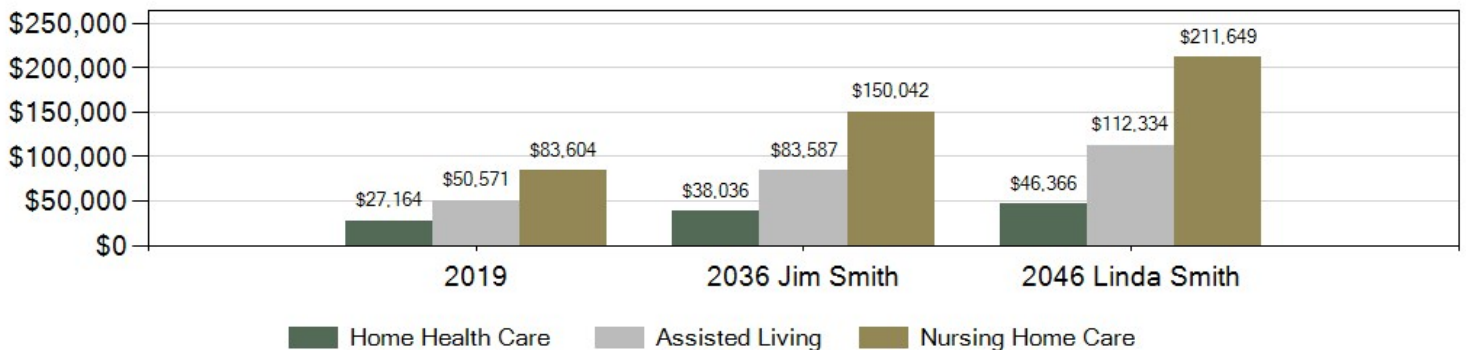
Linda Smith

The following shows long-term care summary and cost information for Linda Smith in OH, metro region State Average. Projected amounts are expressed as future dollars.

Should you need long-term care, it is projected to begin around age 87 in 2046.

	Home Health Care	Assisted Living	Nursing Home Care
Monthly Cost Today	\$2,264	\$4,214	\$6,967
Annual Cost Today	\$27,164	\$50,571	\$83,604
Projected Inflation Rate*	2.0%	3.0%	3.5%
Projected Monthly Cost at Claim	\$3,864	\$9,361	\$17,637
Projected Annual Cost at Claim	\$46,366	\$112,334	\$211,649

Annual Long-term Care Costs*



* The inflation rates assumed in this report are based on publicly available cost of care surveys from 2007 to 2015. The actual future costs of care will be different from historical cost of care. Assisted Living Facility costs are based on the costs per metro region. Nursing home rates are based on average daily rates multiplied by 365 days per year. Home Health Care costs are based on 25.3 hours per week and based on the costs per metro region.

You've taken the first step. What's next?

Work with your financial advisor to put a plan in place to help you cover these estimated costs.

Terms & Definitions

Activities of Daily Living (ADLs) — Everyday functions and activities individuals usually do without help. ADL functions include bathing, continence, dressing, eating, toileting and transferring.

Assisted Living Facility — A residential living arrangement that provides individualized personal care and health services for people who require assistance with activities of daily living. The types and sizes of facilities vary; they can range from a small home to a large apartment-style complex. They also vary in the levels of care and services that can be provided. Assisted living facilities offer a way to keep a relatively independent lifestyle for people who don't need the level of care provided by nursing homes.

Cancer — Also called malignancy, is characterized by an abnormal growth of cells. There are more than 100 types of cancer, including breast cancer, skin cancer, lung cancer, colon cancer, prostate cancer, and lymphoma. Cancer symptoms vary widely based on the type of cancer.

Cardiovascular Disease — Disease affecting the heart or blood vessels. Some conditions that fall under the umbrella of cardiovascular disease are aneurysm, angina, arrhythmia, cardiomyopathy, congenital cardiovascular defects, congenital heart disease, congestive heart failure, heart attack, diseases of pulmonary circulation, endocarditis, rheumatic fever, stroke, heart valve disease, diseases of the circulatory system.

Chronic Illness— A chronically ill individual is a person who has been certified by a licensed health care practitioner as being unable to perform, without assistance, at least two activities of daily living (ADLs) for at least 90 days - or - has been certified to have cognitive impairment.

Cognitive Impairment— Requires substantial supervision due to a deficiency in a person's short- or long-term memory; orientation as to person, place and time; deductive or abstract reasoning; or judgment as it relates to safety awareness.

Dependency on cane, walker, or wheelchair —A disability of physical function that requires dependency on devices such as a wheelchair, cane, crutches or walker to maintain mobility.

High Blood Pressure — (Hypertension) Blood pressure readings are measured in millimeters of mercury (mmHg) and usually given as two numbers — for example, 120 over 80 (written as 120/80 mmHg). One or both of these numbers can be too high. The top number is your systolic pressure. It is considered high if it is over 140 most of the time. It is considered normal if it is below 120 most of the time. The bottom number is your diastolic pressure. It is considered high if it is over 90 most of the time. It is considered normal if it is below 80 most of the time.

High Cholesterol — is the presence of high levels of cholesterol in the blood. It is not a disease but a metabolic derangement that can be secondary to many diseases and can contribute to many forms of disease, most notably cardiovascular disease. Primarily caused by diet and family history high cholesterol is defined as a measurement greater than 200 mg/dL. LDL cholesterol levels greater than 130 mg/dL and HDL cholesterol levels less than 60 mg/dL are considered high.

Home Health Care — Services for nursing care or occupational, physical, respiratory or speech therapy. Also included are medical, social worker, home health aide, and homemaker services.

Life Expectancy — The age which is calculated either actuarially or manually to estimate medical costs to.

Medicare — A federal system of health insurance for people over 65 years of age and for certain younger people with disabilities.

Medicare Part A — Hospital insurance that helps cover inpatient care in hospitals, skilled nursing facility, hospice, and home health care.

Medicare Part B — Helps cover medically necessary services like doctors' services, outpatient care, home health services, and other medical services.

Medicare Supplemental Insurance (MediGap) — Medicare Supplemental Insurance policies fill in the gaps that Medicare Parts A & B do not cover. This report assumes premiums for MediGap Plan G and uses the average cost for this plan in the subscriber's state of residence.

Medicare Part D — Prescription drug coverage that is purchased through private insurance companies.

Medicare Premium — The amount of money a person pays to cover Medicare B, D, and Supplemental (MediGap).

Multiple Sclerosis — Multiple sclerosis is a nerve disorder that occurs when the insulating layer surrounding neurons in the brain and spinal cord are destroyed. The disease is a chronic autoimmune disorder that affects the movements, sensations, as well as body functions. Myelin, a part of the brain, helps in passing electrical signals between the brain and the other parts of the body. Thus when this part is destroyed the brain functioning is less efficient.

Nursing Home — A licensed facility that provides general nursing care to those who are chronically ill or unable to take care of daily living needs. May also be referred to as a Long-Term Care Facility.

Premium — The amount of money needed to pay for insurance coverage. Before age 65 this would reflect a payment to a COBRA policy or an Insurance company. After age 65 the Medicare premiums would be reflected.

Retirement Age — The age at which each person plans to retire.

Skilled Care — Daily nursing and rehabilitative care that can be performed only by, or under the supervision of, skilled medical personnel. This care is usually needed 24 hours a day, must be ordered by a physician, and must follow a plan of care. Individuals usually get skilled care in a nursing home but may also receive it in other places.

Type 1 Diabetes — aka juvenile diabetes or insulin-dependent diabetes which is a chronic condition in which the pancreas produces little or no insulin, a hormone needed to allow sugar (glucose) to enter cells to produce energy. Various factors may contribute to type 1 diabetes, including genetics and exposure to certain viruses. Although type 1 diabetes typically appears during adolescence, it can develop at any age.

Type 2 Diabetes — (formerly called non-insulin dependent diabetes mellitus (NIDDM), or adult-onset diabetes) is a disorder that is characterized by high blood glucose in the context of insulin resistance and relative insulin deficiency.



Your privacy is important to us.

You may be concerned about sharing your personal health information with us. You can be assured that protecting the privacy and security of your information is important to us.

When you complete the fact finder for the Personalized Health Care Cost Assessment, your personal health information will be kept confidential and will only be used to determine your health care cost estimate. Most importantly, we will respect your privacy and safeguard all personal information you share with us.

- We will not share your personal health information with Nationwide affiliates or third parties for marketing purposes unless you give us our permission.
- We use reasonable physical and technical safeguards to protect personal information.
- Access to personal information is limited to those who need to know that information to provide products or services to you.
- We comply with all applicable data security laws.

Finally, all personal information shared with us is subject to the Nationwide corporate privacy policy. You can learn more about this policy online at nationwide.com/privacy-security.jsp.

Thank you for the trust you have placed in Nationwide.